

DSDP Awards Manual
“User Manual: District User”
Version: V0.1


Ministry of Skill Development and Entrepreneurship
Govt. of India
3rd Floor, Shram Shakti Bhawan, Rafi Marg,
New Delhi-110001

Registration Steps for DSDP Award Submission

Step 1 - Click on the following link

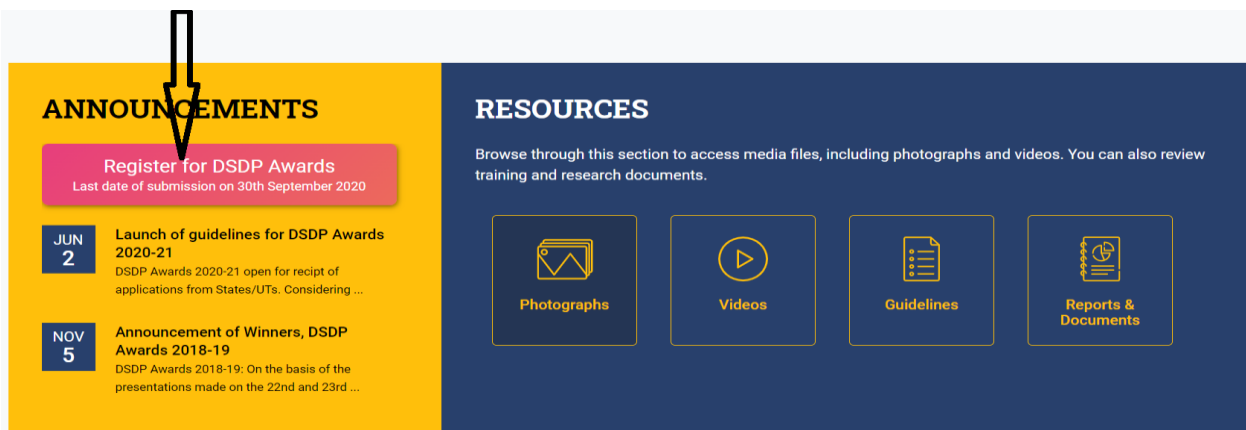
<https://sankalp.msde.gov.in/>

Step 2 - Click here for registration

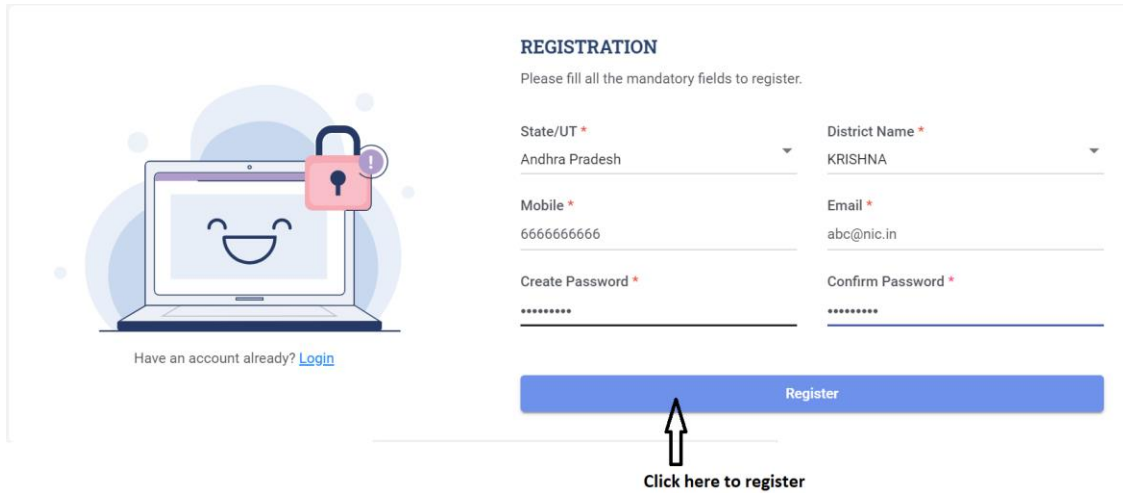


Or

Step 2 - Click here for registration



Step 3 - Register User



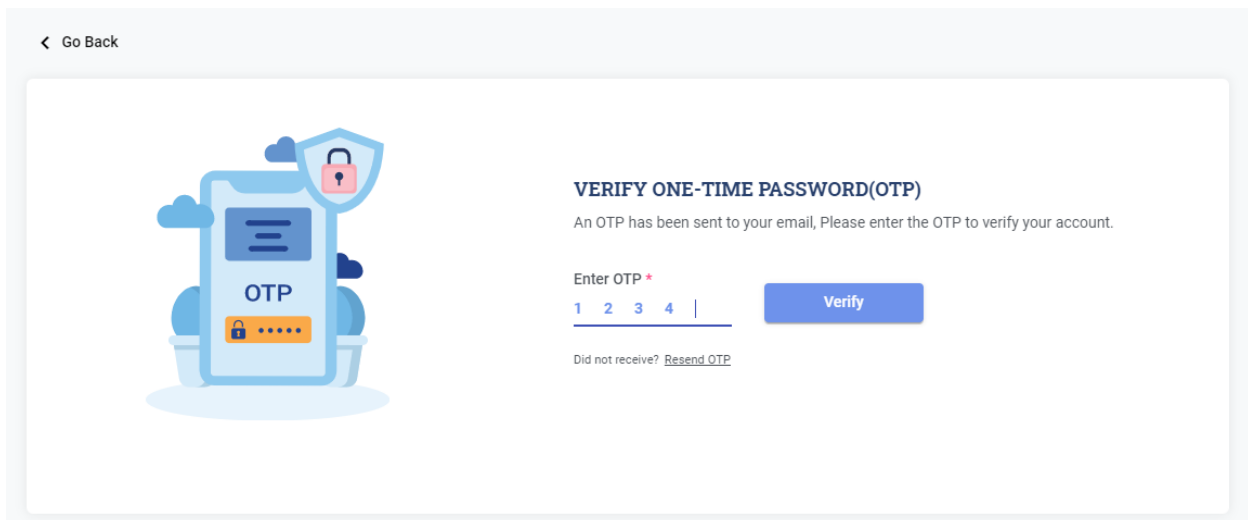
The registration form is titled "REGISTRATION" and includes the instruction: "Please fill all the mandatory fields to register." It features a laptop icon with a lock and a smiley face on the left. The form fields are as follows:

State/UT *	Andhra Pradesh	District Name *	KRISHNA
Mobile *	6666666666	Email *	abc@nic.in
Create Password *	*****	Confirm Password *	*****

Below the form is a blue "Register" button. An arrow points to the button with the text "Click here to register". A link "Have an account already? [Login](#)" is located below the laptop icon.

Note: Kindly use Gov.in or Nic.in domain email IDs. If you don't have one, please connect with the District Collector to use their email ID.

Step 4 - Enter OTP details



The OTP verification form is titled "VERIFY ONE-TIME PASSWORD(OTP)" and includes the instruction: "An OTP has been sent to your email, Please enter the OTP to verify your account." It features a blue robot icon with a shield and a lock on the left. The form fields are as follows:

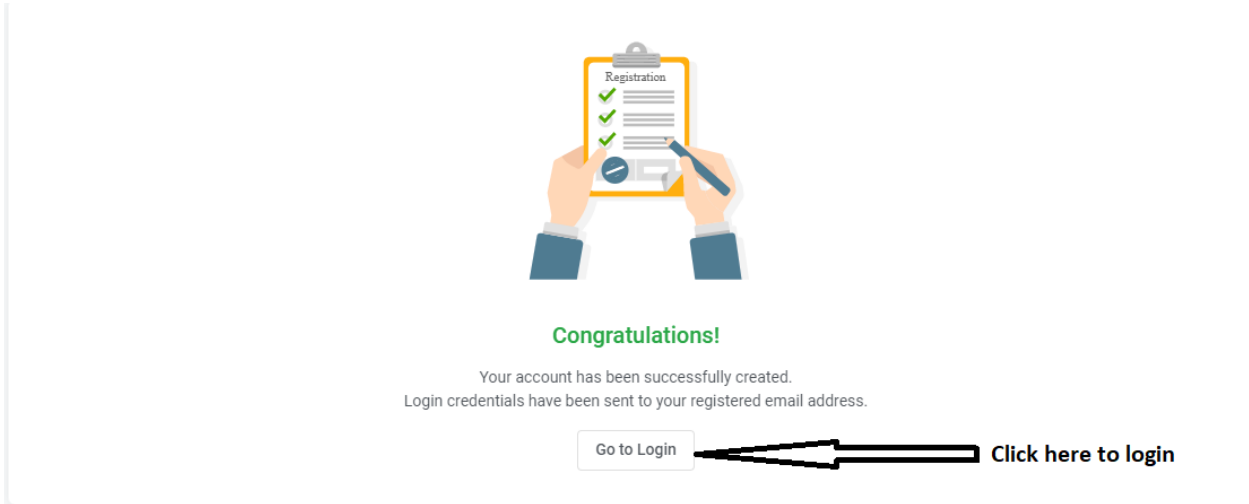
Enter OTP *

1	2	3	4	
---	---	---	---	--

Below the form is a blue "Verify" button. A link "Did not receive? [Resend OTP](#)" is located below the form.

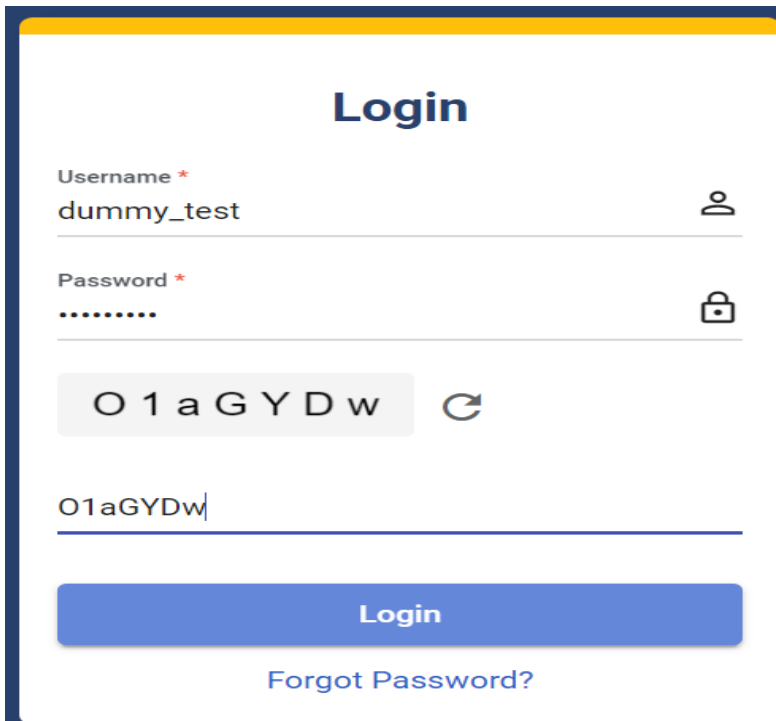
Note - OTP will be sent on the Email ID, provided at the time of registration.

Step 5 – After successful registration, below screen will appear.



Note – Username will send on the registered email id.

Step 6 – Enter the User name and password to login.



The image shows a login form with the following elements:

- Header:** 'Login' in bold blue text.
- Username field:** Labeled 'Username *' with a red asterisk. The text 'dummy_test' is entered. A person icon is on the right.
- Password field:** Labeled 'Password *' with a red asterisk. The text is masked with dots. A lock icon is on the right.
- OTP field:** A grey box containing the text 'O 1 a G Y D w' and a refresh icon.
- OTP input field:** A text input field containing 'O1aGYDw|'.
- Login button:** A blue button with the text 'Login'.
- Forgot Password link:** A blue link with the text 'Forgot Password?'.

Step 7 - Enter the required details for DSDP submission.

☰ DSDP Awards / Apply Now KRISHNA ANDHRA PRADESH

Nominee Details

District Name	State Name	Mobile	Email
KRISHNA	Andhra Pradesh	6666666666	abc@nic.in

First Name * Last Name * Designation *

Remarks

Attachment (Only PDF allowed. Max: 30MB | File content should be in English only)
 Andhra Pradesh-Krishna.pdf

I accept the [Terms and Conditions](#).

Click here to submit

Step 8 – List page after Plan submission.

☰ DSDP Awards / Apply Now ! Your request has been processed successfully ✕

Financial Year
2020-21

Sr. No.	Financial Year	Name	State/UT	District	Designation	Date	Status	Action
1	2020-21	Ram Kumar	Andhra Pradesh	Krishna	District Coordinator	2020-09-21 17:45:06	Application Submitted	↓

Items per page: 25 1 - 1 of 1 < >